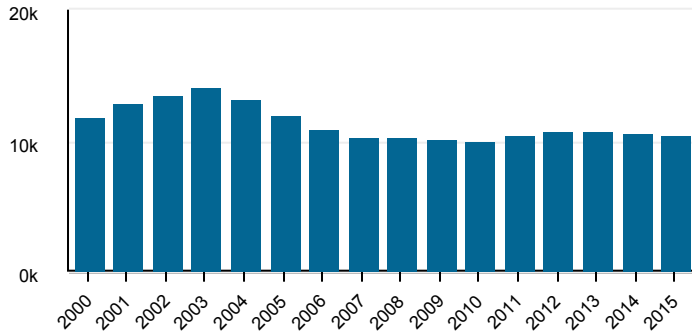


total employment

10,544 filled jobs | 0.5% of NZ jobs | in 2015

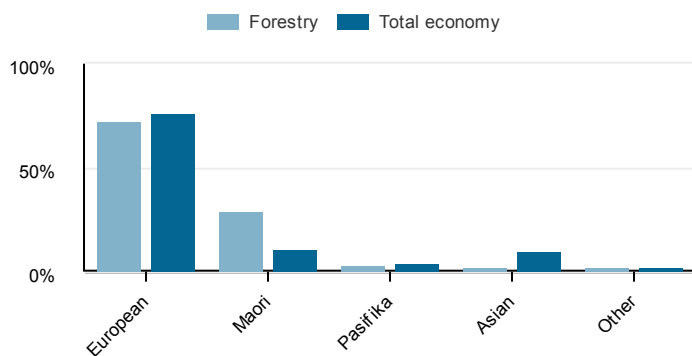


	Filled jobs		Change p.a.
	2005	2015	
Forestry	12,059	10,544	-1.3%
Total economy	2,042,946	2,286,967	1.1%

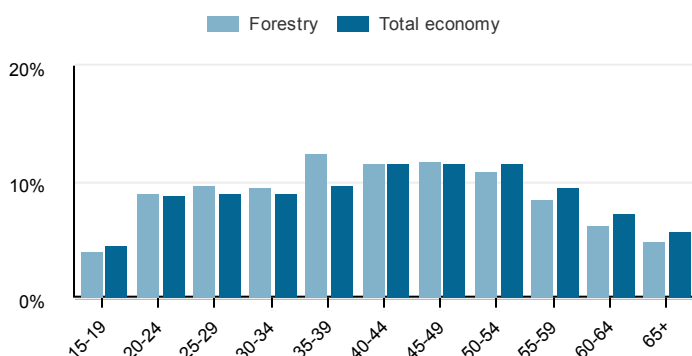
demographics of employees

% FULL-TIME
84% Forestry | 76% Total economy | in 2013

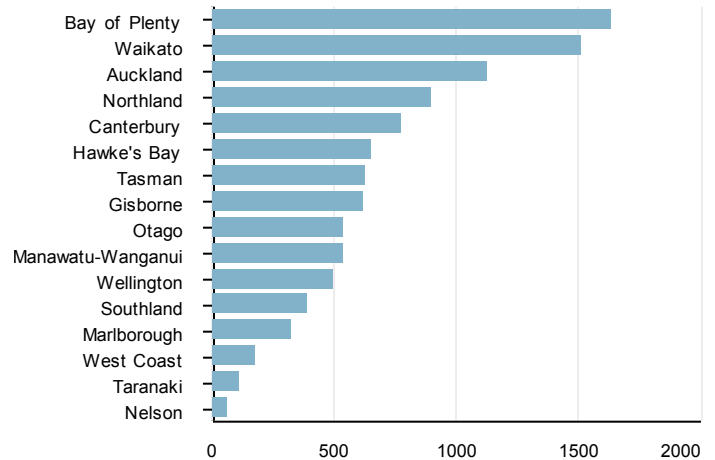
ETHNICITY



EMPLOYMENT BY AGE



regional employment



occupational employment

Jobs in top 5 occupations	2005	2015	Change
Forestry Worker	4,365	2,995	-1,370
Logging Assistant	1,333	1,270	-63
Production Manager (Forestry)	601	831	230
Forest Scientist	961	626	-335
Logging Plant Operator	277	397	120

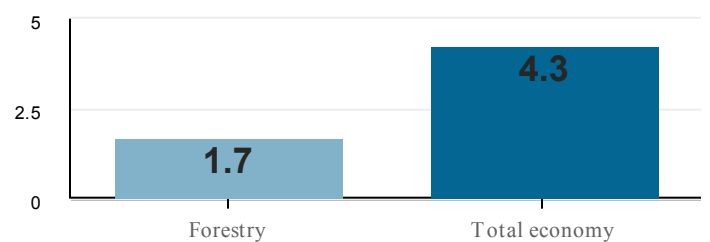
economic contribution

\$1,748m GDP | 0.8% of NZ GDP | in 2015

business units

6,148 business units | 1.1% of NZ | in 2015

AVERAGE FILLED JOBS PER BUSINESS UNIT



average earnings 2014

